

Group Update

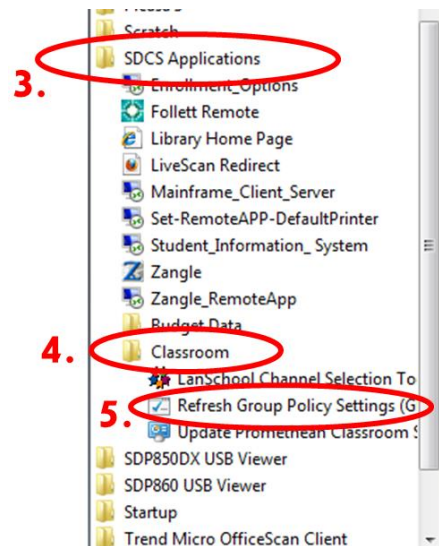
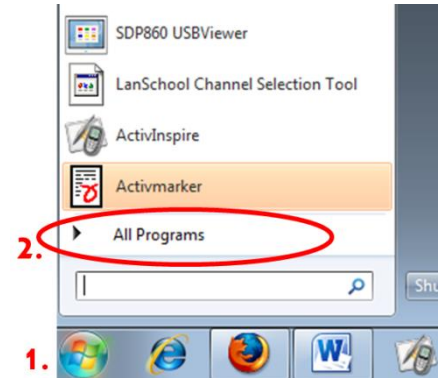
When do I refresh group policy settings (group update)?

Group update (gpupdate) can be done anytime, but should be done when programs are not responding in a normal fashion or are missing. You may want to run gpupdate when you have not used a tablet for a long time or when you forget to shut down your computer. Instructions for Windows 8 begin on page 2.

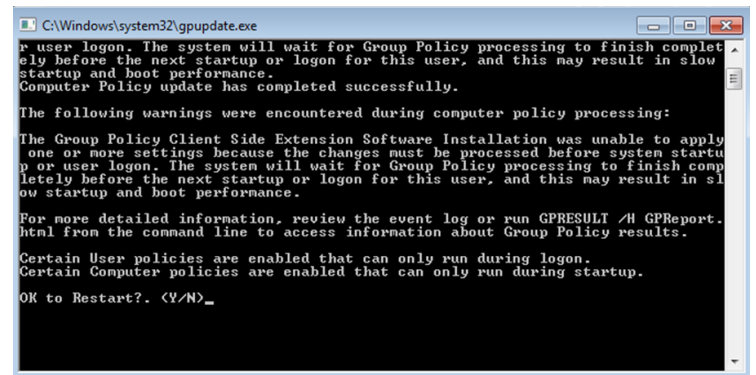
Windows 7

Steps to run gpupdate from the 'Start' menu

1. Click on the 'Start' button on the left side of the task bar at the bottom of the screen.
2. Click on 'All Programs'
3. Open the 'SDCS Applications' folder
4. Open the 'Classroom' folder
5. Click on 'Refresh Group Policy Settings'



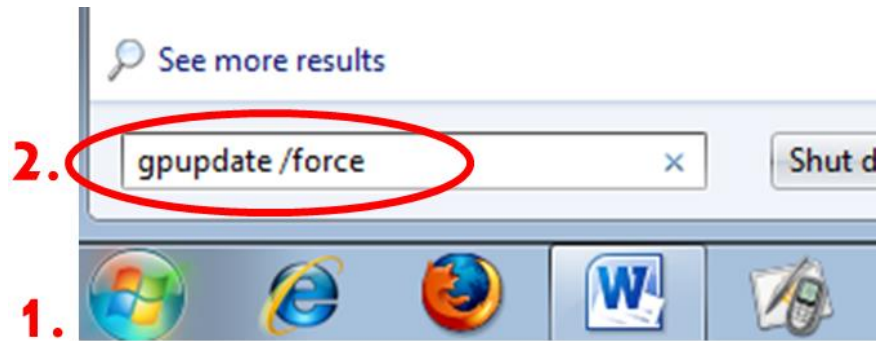
6. A black box text box will pop up the program will automatically run. When it is finished, it will give the prompt 'OK to Restart?. (Y/N)'. Type 'y' and hit 'Enter'.
7. Your computer will now restart.



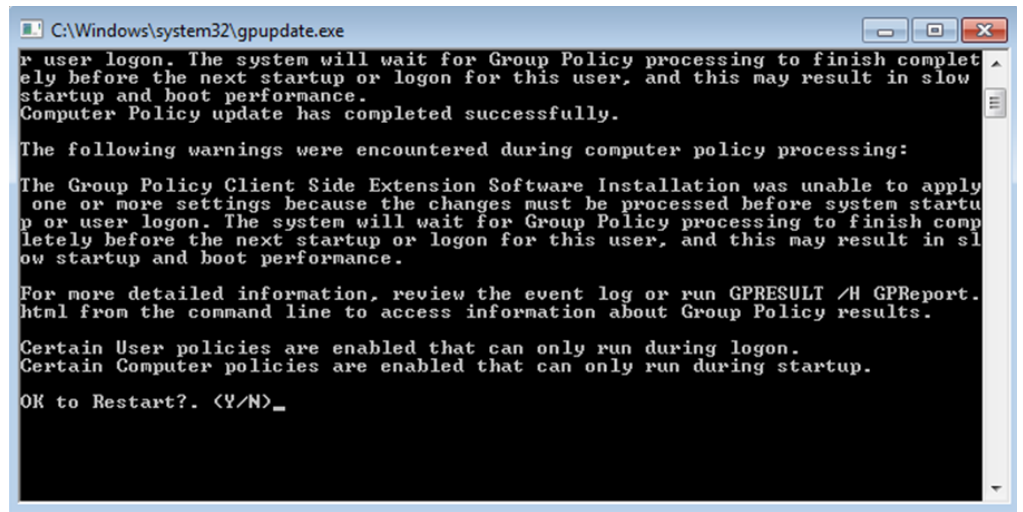
Note: If the update gives the prompt 'OK to Logoff?. (Y/N)'. Type 'n' and hit 'Enter'. The window will close and you must now restart your computer for the updates to occur.

Steps to force gpupdate when it can't be found on the 'Start' menu

1. Click on the 'Start' button on the left side of the task bar.
2. In the search bar, type in 'gpupdate /force'. There is a space between the gpupdate and the /force. Type the command exactly as written.



3. A black box text box will pop up the program will automatically run. When it is finished, it will give the prompt 'OK to Restart?. (Y/N)'. Type 'y' and hit 'Enter'.



4. Your computer will now restart.

Note: If the update gives the prompt 'OK to Logoff?. (Y/N)'. Type 'n' and hit 'Enter'. The window will close and you must now restart your computer for the updates to occur.


Windows 8

Steps to run gpupdate from the 'Start Screen'

1. Press the **Windows key** on your keyboard to open the Start Screen.



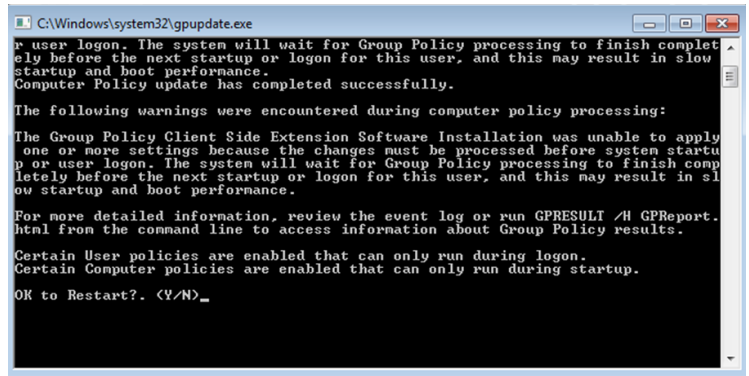
2. Click on the tile that says 'Refresh Group Policy Settings...'



3. A black box text box will pop up the program will automatically run. When it is finished, it will give the prompt '**OK to Restart?. (Y/N)**'.

Type '**y**' and hit '**Enter**'.

4. Your computer will now restart.



Note: If the update gives the prompt '**OK to Logoff?. (Y/N)**'. Type '**n**' and hit '**Enter**'. The window will close and you must now restart your computer for the updates to occur.